

[ABS]

ABS-Lock[®] III-ST

für/for ABS Base Weight



MoA 332-02



DIN EN
795:2012, E

Montageschritte dokumentieren

Document assembly step



Dokumentation mit Bildern vervollständigen!
Complete your documentation using pictures!


**Dokumentation
ist Pflicht!**

Documentation is compulsory!


 **a** min. **108** kg

 **b** min. **1020** kg


 min. **4 x**




MoA 316
ABS Base Weight




Jedes einzelne Profil muss immer mit 4 Schrauben befestigt werden.
Each individual profile must always be fastened with 4 screws.





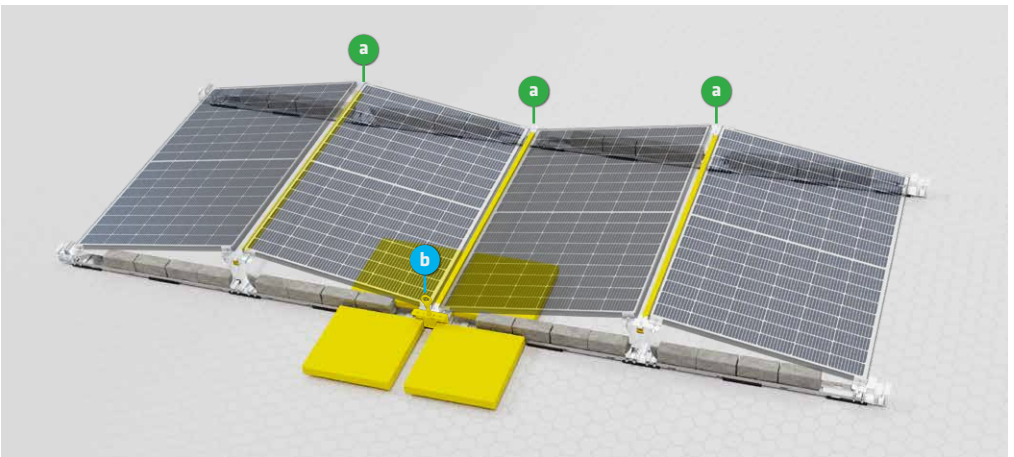
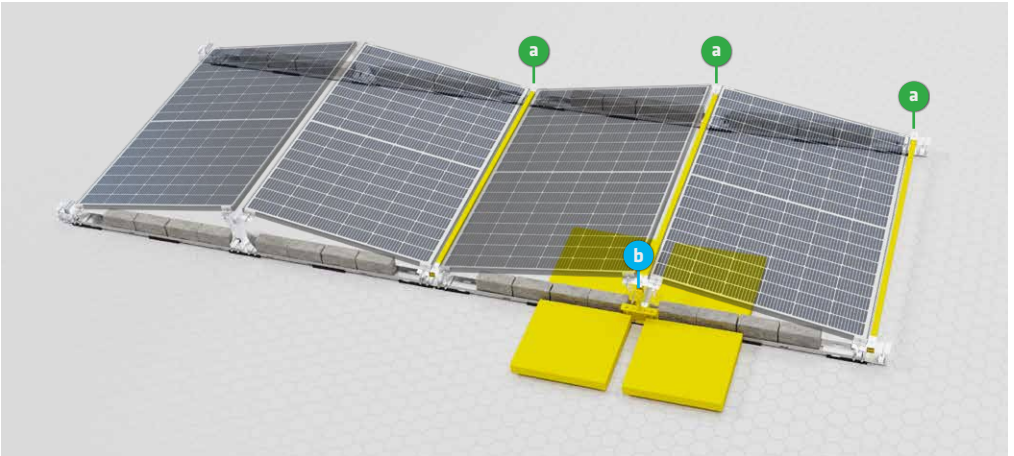
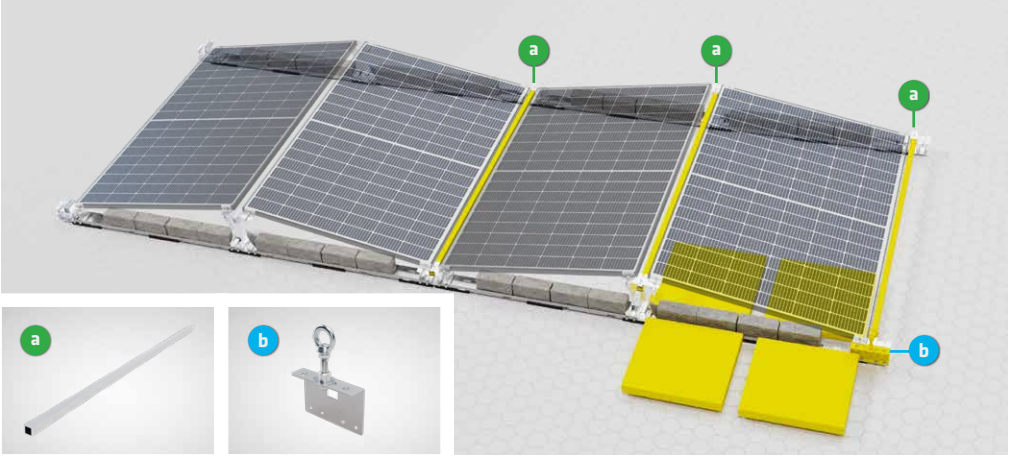




8 / 9



9 / 9







ALWAYS ON TOP!

ABS Safety GmbH

Gewerbering 3
D-47623 Kevelaer
Germany

Tel.: +49 28 32 972 81 - 0
Fax: +49 28 32 972 81 - 285

info@absturzschutz.de

 www.absturzschutz.de

 .de/en

 .de/fr

 .de/nl



[instagram.com/abssafety](https://www.instagram.com/abssafety)



[youtube.com/abssafetygmbh](https://www.youtube.com/abssafetygmbh)



[facebook.com/ABS.Safety](https://www.facebook.com/ABS.Safety)



[linkedin.com/company/abs-safety-gmbh](https://www.linkedin.com/company/abs-safety-gmbh)



[xing.com/pages/abssafetygmbh](https://www.xing.com/pages/abssafetygmbh)